




EM SERIES mATX CHASSIS



* EM020 Only

Features

TAC 2.0 Thermal Solution

Qualified for TAC 2.0, a mass ventilation hole side panel design strengthens thermal efficiency and cools down the entire system.

Stamped Motherboard Support

Easy MB installation - No MB standoff required.

Extra Vent at Rear Panel

Optional 90 or 120mm auxiliary cooling fan can be installed at rear panel for better system cooling.

Configured up to 8 Drive Bays

Expandable to 5.25" x 2, 3.5" x 3, 2.5" x 1 and optional internal 3.5" drive bay x 2 or 3.5" x 1 & 2.5" x 1.

Folded Edge

No sharp edges for safe installation.

Optional Detachable HDD Cage, Tool-Free Side Panels, ODD Bays and FDD Bays

For easy removal and installation.



EM SERIES

mATX CHASSIS



EM049 ■



EM050 ■



EM058 ■

Specifications

Case Size	Mini Tower Chassis
External Drive Bays	5.25" x 2, 3.5" x 2 (EM019, 034, 040, 048: 5.25" x 2, 3.5" x 1; EM058: 5.25" x 1)
Internal Drive Bays	3.5" x 1, 2.5" x 1 (EM019, 034, 040, 048: 3.5" x 2, 2.5" x 1; EM058: 3.5" x 3, 2.5" x 1)
Front Ports	USB 2.0 x 2, HD Audio (EM001-033: USB 2.0 x 2, Audio; EM048: USB 3.0 x 2 + USB 2.0 x 2 or USB 2.0 x 4, HD Audio; EM058: USB 3.0 x 2, HD Audio)
Dimensions (HxWxD)	350 x 190 x 380 mm
w/o Front Panel	13.8" x 7.5" x 15"
MB Form Factor	Micro-ATX
I/O Expansion Slots	PCI-E Expansion Slot x 4
Power Supply	ATX 12V Form Factor, PSII Size
Thermal Solution	• Intel Certified TAC 2.0 • Supports 90 or 120mm Rear Fan • Supports 90mm Front Fan
Safety	Meets RoHS, CE and FCC Class B Requirements
Security	Padlock Loop / Kensington Slot
Optional	• Internal HDD Cage for Extra 3.5" x 2 or 3.5" x 1 & 2.5" x 1 • 90 or 120mm Rear Fan • 90mm Front Fan • IEEE 1394 (EM001~033 only) • Side Panel Clips • Chassis Intrusion Switch • Tool-Free Drive Bays • USB 3.0 x 2 or USB 2.0 x 2 • 3.5" to 2.5" HDD/SSD Bracket • Key Lock Side Panel

* The actual product is subject to change without prior notice. In Win Development Inc. reserves the right to make final modifications.



EM SERIES

mATX CHASSIS



EM023 ■



EM020 ■



EM019 ■

* Available in Selected Regions Only



EM035 ■



EM034 ■



EM033 ■ ■ ■



EM048 ■



EM040 ■



EM038 ■



EM SERIES

mATX CHASSIS



EM002 ■

* Available in Selected Regions Only



EM001 ■ ■



EM007 ■

* Available in Selected Regions Only



EM006 ■ ■ ■



EM003 ■

* Available in Selected Regions Only



EM018 ■



EM013 ■ ■ ■



EM009 ■ ■ ■

